




# SPITZNAS

## TOOLS FOR THE SPECIALIST AXIAL FANS/ AIR MOVERS "SPITZJET"






# AXIAL FAN FEATURES



Pneumatic or electric type




For suction and blowing



Protective grill



MOBILE TYPE



STATIONARY TYPE

Fan wheel (grill on request)



Load-bearing eye



Air supply with shutoff device



# TECHNICAL SPECIFICATION

Performance data at an operating pressure of 4 (5) bar (cont. flow).

## AXIAL FAN nominal diameter 300 mm

Mobile axial fan with 300 mm nominal diameter for various ventilation work.

Earthing required.

(\*with separate exhaust connection on housing)



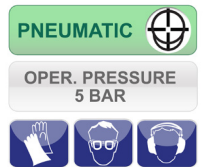
	ATEX Guideline 2014/34/EU	Nominal diameter	Length	Max. operating pressure	Air consumption	Volume flow (unrestricted)	Noise level	Weight
Order no.		mm	mm	bar	m <sup>3</sup> /min	m <sup>3</sup> /s	dB(A)	kg
<b>8 1611 0300</b>	II2GcIIBT6	300	350	5	0.45	0.57	85.7	13.0
<b>8 1613 0300*</b>	II2GcIIBT6	300	380	5	0.45	0.57	85.7	14.5

## AXIAL FAN nominal diameter 300 mm

Mobile axial fan with 300 mm nominal diameter for various ventilation work.

Earthing required.

(\*with separate exhaust connection on housing)



	Nominal diameter	Length	Max. operating pressure	Air consumption	Volume flow (unrestricted)	Noise level	Weight
Order no.	mm	mm	bar	m <sup>3</sup> /min	m <sup>3</sup> /s	dB(A)	kg
<b>8 1601 0300</b>	300	350	5	0.58	0.78	87	13.0
<b>8 1602 0300</b>	300	350	5	1.16	1.00	85	13.0
<b>8 1603 0300*</b>	300	370	5	0.58	0.78	85	14.0

## AXIAL FAN nominal diameter 300 mm

Stationary axial fan with 300 mm nominal diameter for various ventilation work.

Earthing required.



	Nominal diameter	Length	Max. operating pressure	Air consumption	Volume flow (unrestricted)	Noise level	Weight
Order no.	mm	mm	bar	m <sup>3</sup> /min	m <sup>3</sup> /s	dB(A)	kg
<b>8 1501 0300</b>	300	410	4	1.28	1.53	101	22.0

## AXIAL FAN nominal diameter 300 mm

Stationary axial fan with 300 mm nominal diameter for various ventilation work. Suitable for e. g. tank aeration, cleaning work and many other applications in explosive areas.

Earthing required.



	ATEX Guideline 2014/34/EU	Nominal diameter	Length	Max. operating pressure	Air consumption	Volume flow (unrestricted)	Noise level	Weight
Order no.		mm	mm	bar	m <sup>3</sup> /min	m <sup>3</sup> /s	dB(A)	kg
<b>8 1531 0300</b>	II2GcIIBT6	300	410	4	2.02	1.57	99.0	21.0


# TECHNICAL SPECIFICATION

Performance data at nominal voltage.  
Performance data at an operating pressure of 4 bar (cont. flow).

## AXIAL FAN nominal diameter 300 mm

Electric fan, especially for explosive areas with 300 mm nominal diameter and protection class IP55.

Earthing required.



Order no.	ATEX Guideline 2014/34/EU	Nominal diameter mm	Nominal speed rpm	Motor output kW	Nominal voltage V	Current consumption at nom. voltage A	Alternating current single-phase Hz	Alternating current three-phase Hz	Volume flow (unrestricted) m³/s	Noise level dB(A)	Weight kg
<b>8 1020 0140</b>	II2GcIIBT3	300	2,840	0.35	230/400	1.6/0.92		50	1.0	86.0	20.0
<b>8 1020 0840</b>	II2GcIIBT3	300	2,900	0.37	110	5.1	50		1.0	85.0	20.5
<b>8 1020 0850</b>	II2GcIIBT3	300	2,900	0.37	110	5.1	50		1.0	85.0	20.5
<b>8 1020 0860*</b>	II2GcIIBT3	300	2,900/3,480	0.37	110	5.1	50/60		1.0	85.0	20.5
<b>8 1020 0870</b>	II2GcIIBT3	300	2,870	0.37	230	2.3	50		1.0	85.0	20.5

\* incl. ON/OFF switch

## AXIAL FAN nominal diameter 400 mm

Built-in fan with 400 mm nominal diameter and increased conveying volume.

Earthing required.



Order no.	Nominal diameter mm	Length mm	Maximum operating pressure bar	Air consumption m³/min	Volume flow (unrestricted) m³/s	Noise level dB(A)	Weight kg
<b>8 1502 0300</b>	400	420	4	2.11	2.70	92	32.0

## AXIAL FAN nominal diameter 400 mm

Built-in fan with 400 mm nominal diameter and increased conveying volume for use in explosive areas.

Earthing required.



Order no.	ATEX Guideline 2014/34/EU	Nominal diameter mm	Length mm	Maximum operating pressure bar	Air consumption m³/min	Volume flow (unrestricted) m³/s	Noise level dB(A)	Weight kg
<b>8 1532 0300</b>	II2GcIIBT6	400	420	4	2.03	3.15	106	32.0

# TECHNICAL SPECIFICATION

Performance data at an operating pressure of 4 bar (cont. flow).

## AXIAL FAN nominal diameter 500 mm

Built-in fan with increased conveying volume and a volume flow of more than 4 m<sup>3</sup>/s.

Earthing required.



	Nominal diameter	Length	Maximum operating pressure	Air consumption	Volume flow (unrestricted)	Noise level	Weight
<b>Order no.</b>	mm	mm	bar	m <sup>3</sup> /min	m <sup>3</sup> /s	dB(A)	kg
<b>8 1503 0300</b>	500	520	4	2.73	4.33	90	46.0

## AXIAL FAN nominal diameter 500 mm

Built-in fan with increased conveying volume and a volume flow of more than 4 m<sup>3</sup>/s for use in explosive areas.

Earthing required.



	ATEX Guideline 2014/34/EU	Nominal diameter	Length	Maximum operating pressure	Air consumption	Volume flow (unrestricted)	Noise level	Weight
<b>Order no.</b>		mm	mm	bar	m <sup>3</sup> /min	m <sup>3</sup> /s	dB(A)	kg
<b>8 1533 0300</b>	II2GcIIBT6	500	520	4	2.73	4.33	105	46.0

## AXIAL FAN nominal diameter 600 mm

Our most powerful fan with a volume flow of more than 5 m<sup>3</sup>/s.

Earthing required.



	Nominal diameter	Length	Maximum operating pressure	Air consumption	Volume flow (unrestricted)	Noise level	Weight
<b>Order no.</b>	mm	mm	bar	m <sup>3</sup> /min	m <sup>3</sup> /s	dB(A)	kg
<b>8 1504 0300</b>	600	520	4	3.84	5.83	86	58.0

## AXIAL FAN nominal diameter 600 mm

Our most powerful fan with a volume flow of more than 5 m<sup>3</sup>/s for use in explosive areas.

Earthing required.




	ATEX Guideline 2014/34/EU	Nominal diameter	Length	Maximum operating pressure	Air consumption	Volume flow (unrestricted)	Noise level	Weight
<b>Order no.</b>		mm	mm	bar	m <sup>3</sup> /min	m <sup>3</sup> /s	dB(A)	kg
<b>8 1534 0300</b>	II2GcIIBT6	600	520	4	3.84	5.83	99	58.0



# AIR MOVER FEATURES „SPITZJET“




Handle with on/off valve



Handle for mobile use



Suction side with venturi nozzle



Air Flow ←




→ Air Flow

Exhaust side

For ventilation and exhaust

Earthing cable connection



# TECHNICAL SPECIFICATION

Additional accessories on request.  
Performance data at an operating pressure of 4-6 bar (cont. flow).

## AIR MOVER „SPITZJET“

Due to the venturi principle, these robust fans are maintenance-free and free of wear and tear. The practical handle ensures mobile work at universal applications.

Earthing required.



Order no.	ATEX Guideline 2014/34/EU	Nominal diameter (outer) mm	Length mm	Volume flow (unrestricted)			Noise level (unrestricted) dB(A)	Air consumption m³/min	Connection	Weight kg
				6 bar m³/min	5 bar m³/min	4 bar m³/min				
8 1614 0010	II2GcT6	100	410	20.5	17.7	14.9	100.8	1.6 up to 2.3	G 3/8"female	3.3
8 1616 0010	II2GcT6	125	425	26.2	23.3	19.6	101.1	1.7 up to 2.4	G 3/8"female	3.9
8 1618 0010	II2GcT6	150	435	49.8	42.7	36.3	103.8	2.8 up to 4.4	G 1/2"female	5.2
8 1620 0010	II2GcT6	180	450	67.5	62.0	53.6	104.4	2.9 up to 4.5	G 1/2"female	5.3
8 1622 0010	II2GcT6	200	450	78.3	65.3	54.3	115.8	6.3 up to 9.7	G 3/4"female	6.8
8 1624 0010	II2GcT6	250	450	88.7	78.9	67.2	116.3	6.4 up to 9.5	G 3/4"female	8.0

## AIR MOVER „SPITZJET“

Due to the venturi principle, these robust stainless steel fans are maintenance-free and free of wear and tear. The practical handle ensures mobile work at universal applications.

Earthing required.



Order no.	ATEX Guideline 2014/34/EU	Nominal diameter (outer) mm	Length mm	Volume flow (unrestricted)			Noise level (unrestricted) dB(A)	Air consumption m³/min	Connection	Weight kg
				6 bar m³/min	5 bar m³/min	4 bar m³/min				
8 1634 0010	IM2cT6	101.6	410	21.6	18.2	15.3	100.8	1.6 up to 2.3	G 1/2"female	4.8
8 1636 0010	IM2cT6	129.0	425	27.4	21.7	18.6	101.1	1.7 up to 2.4	G 1/2"female	5.6
8 1638 0010	IM2cT6	154.0	435	52.5	47.0	38.3	103.8	2.8 up to 4.4	G 1/2"female	7.5
8 1640 0010	IM2cT6	168.3	450	59.0	54.2	46.8	104.4	2.9 up to 4.5	G 1/2"female	7.7
8 1642 0010	IM2cT6	204.0	450	81.5	68.0	56.5	115.8	6.3 up to 9.7	G 3/4"female	9.9
8 1644 0010	IM2cT6	219.1	450	83.5	72.1	60.8	116.3	6.4 up to 9.5	G 3/4"female	11.5

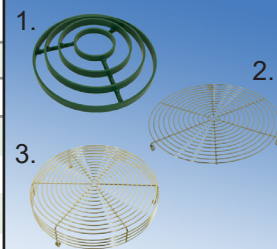
# ACCESSORIES

Additional accessories on request.

## PROTECTIVE GRILL

For safety reasons an additional grill should be fitted when used without ducting. Select according to nominal diameter (\*incl. assembling screws).


		for fans with nominal diameter			
Used for	Pos.	300 mm	400 mm	500 mm	600 mm
Typ 8 1501 - 8 1534	1	8 1501 7010	8 1502 7010	8 1503 7010	8 1504 7010
Typ 8 1501 - 8 1534	2	8 1501 9010*	8 1502 9010*	8 1503 9010*	8 1504 9010*
Typ 8 1020, 8 1601-03, 8 1611-13	2	8 1601 2070			
Typ 8 1020 0840, 8 1020 0860	3	8 1020 2070			



## FLANGE ACCORDING TO DIN 21603

Required if flanged pipes are to be fitted on suction and/or discharge side. Select according to nominal diameter of fan.

		for fans with nominal diameter			
Description		300 mm	400 mm	500 mm	600 mm
According to DIN 21603		9 3001 0010	9 3001 0020	9 3001 0030	9 3001 0040



## CONNECTING PIECE, ANTISTATIC

The connecting piece is an intersection from hose to fan. It can be installed at the suction side and at the discharge side.

		for fans with nominal diameter			
Description		300 mm	400 mm	500 mm	600 mm
Connecting piece		9 3709 0260	9 3709 0270	9 3709 0280	9 3709 0290



## QUICK-SEAL COUPLING, ANTISTATIC

The quick-seal coupling joins the connection and the hose.

		for fans with nominal diameter			
Description		300 mm	400 mm	500 mm	600 mm
Quick-seal coupling		9 3709 0300	9 3709 0310	9 3709 0320	9 3709 0330



## AIR DUCT, ANTISTATIC, 5 m

The air duct is flexible and adapts itself perfectly to any shape. It can be extended variably by using the quick-seal coupling.

		for fans with nominal diameter			
Description		300 mm	400 mm	500 mm	600 mm
Air duct		9 3709 0220	9 3709 0230	9 3709 0240	9 3709 0250



## ADAPTER

The reducing piece adapts the hose diameter to various location situations.

Order no.	Description
9 3703 0050	Adapter from diameter 300 mm to diameter 200 mm
9 3703 0280	Adapter from diameter 300 mm to diameter 80 mm
9 3703 0290	Adapter from diameter 300 mm to diameter 100 mm
9 3703 0300	Adapter from diameter 300 mm to diameter 150 mm



## EARTHING CABLE

Imperatively required for all axial fans and air movers. Can be used for all fans and SPITZJETS. The total length with clamp is 1.5 m.

Order no.	Description
9 3707 0020	Earthing cable complete

