



RECIPROCATING SAWS

TOOLS FOR THE SPECIALIST

PNEUMATIC



HYDRAULIC



ELECTRIC



ATEX



SYSTEM CONCEPT



Saw blades for almost every type of material



Comfortable handle



Safety lever control with sensor block or safety twist throttle



Reciprocating saw with electric drive

ATEX-Safety class approved



Infinitely adjustable speed control



Adapter for various clamps



Exhaust guide 360° rotatable



PNEUMATIC

Our favourite pneumatic reciprocating saws with ATEX approval for machine group I and II.



PNEUMATIC



OPERATING PRESSURE 6 Bar

ATEX



ORDER NO.	ATEX Specification	Housing material	Valve	Power	Number of strokes	Stroke length	Air consumption	Noise level LpA	Vibration level	Connection	Hose ID min.	Weight
				kW	rpm	mm	m ³ /min	dB(A)	m/s ²			
5 1212 0010	II2GExhIIBT5Gb	Aluminium	Twist	1.1	360	60.0	1.45	76.0	<2.5	R 3/4" male	13	7.5
5 1212 0050	II2GExhIIBT5Gb	Aluminium	Lever	1.1	360	60.0	1.45	76.0	<2.5	R 3/4" male	13	7.0
5 1213 0010	IM2ExhIMbT5	Zamak	Twist	1.1	360	60.0	1.45	76.0	<2.5	R 3/4" male	13	10.6

Subject to technical change.

Performance data at an operating pressure of 6 bar.

HYDRAULIC

Our hydraulic reciprocating saws with powerful drive and increased cutting speed for open circuit.



HYDRAULIC



OPERATING PRESSURE 140 Bar

ATEX



UNDERWATER OPERATION



ORDER NO.	ATEX Specification	Housing material	Valve	Power	Number of strokes	Stroke length	Volume flow	Noise level LpA	Vibration level	Connection	Hose ID min.	Weight
				kW	rpm	mm	l/min	dB(A)	m/s ²			
5 1220 0010	II2GExhIIBT5Gb	Aluminium	Twist	2.8	300	60.0	10-50	≤70.0	<2.5	M18x1.5	12	10.5
5 1220 0050	II2GExhIIBT5Gb	Aluminium	Lever	2.8	300	60.0	10-50	≤70.0	<2.5	M18x1.5	12	10.5
5 1223 0010	IM2ExhIMbT5	Zamak	Twist	2.8	330	60.0	20-50	≤70.0	<2.5	M18x1.5	12	13.0
5 1223 0050	IM2ExhIMbT5	Zamak	Lever	2.8	330	60.0	20-50	≤70.0	<2.5	M18x1.5	12	13.0

Subject to technical change.

Performance data at an operating pressure of 140 bar.

ELECTRIC

The cutting speed of these electrically driven radio suppressed reciprocating saws is infinitely adjustable, by which the saws are ideal for cutting plastics.



ELECTRIC



OPERATING VOLTAGE 110V / 230V

ORDER NO.	Housing material	Valve	Power	Rated voltage	Protection class	Degree of protection	Frequency	Number of strokes	Stroke length	Noise level LpA	Vibration level	Weight
			kW	V			Hz	rpm	mm	dB(A)	m/s ²	kg
5 1215 0050	Aluminium	Button	1.2	230	II	IP20	50-60	60-500	60.0	80.0	3.0	7.5
5 1215 0070	Aluminium	Button	1.2	110	II	IP20	40-60	60-500	60.0	80.0	3.0	7.5

Subject to technical change.

TECHNICAL DATA

SYSTEM CONCEPT




Saw blades for almost every type of material



Comfortable handle



Safety lever control or safety twist throttle



ATEX-Safety class approved

Enhanced bearings of the connection rod

Adapter for various clamps

Hydraulic connection



PNEUMATIC

Our „Heavy-Duty“ pneumatic reciprocating saws with enhanced bearings of the connection rod.



ORDER NO.	ATEX Specification	Housing material	PNEUMATIC			OPERATING PRESSURE 6 Bar		ATEX		Connection	Hose ID min.	Weight
			Valve	Power	Number of strokes	Stroke length	Air consumption	Noise level LpA	Vibration level			
				kW	rpm	mm	m ³ /min	dB(A)	m/s ²			kg
5 1232 0010	II2GExhIIBT5Gb	Aluminium	Twist	1.1	360	60.0	1.45	76.0	<2.5	R 3/4" male	13	7.5
5 1232 0050	II2GExhIIBT5Gb	Aluminium	Lever	1.1	360	60.0	1.45	76.0	<2.5	R 3/4" male	13	7.0

Subject to technical change.

Performance data at an operating pressure of 6 bar.

HYDRAULIC

Our „Heavy-Duty“ hydraulic reciprocating saws for open circuit with enhanced bearings of the connection rod and special sealing for underwater operation.



ORDER NO.	ATEX Description	Housing material	HYDRAULIC			OPERATING PRESSURE 90-140 Bar		ATEX		UNDERWATER OPERATION		Weight
			Valve	Power	Number of strokes	Stroke length	Volume flow	Noise level LpA	Vibration level	Connection	Hose ID min.	
				kW	rpm	mm	l/min	dB(A)	m/s ²			kg
5 1230 0010	II2GExhIIBT5Gb	Aluminium	Twist	2.80	300	60.0	10-50	≤70.0	<2.5	M18x1.5	12	11.0
5 1230 0050	II2GExhIIBT5Gb	Aluminium	Lever	2.80	300	60.0	10-50	≤70.0	<2.5	M18x1.5	12	11.0

Subject to technical change.


Performance data at an operating pressure of 140 bar.

TECHNICAL DATA

SYSTEM ACCESSORIES

CLAMPS FOR PIPES

ORDER NO.	Description	For pipes up to [mm]	Min. saw blade length [mm]
5 1202 9960	Clamp for pipes	325	Pipe dia. + 130
5 1202 8940	Clamp for pipes	530	Pipe dia. + 130




BOW GUIDES

ORDER NO.	Description	For pipes up to [mm]	Min. saw blade length [mm]
5 1207 9970	Bow guide	325	500
5 1207 8910	Bow guide	530	700
5 1212 9970	Bow guide	600	900



CLAMPS WITH BOW GUIDE

ORDER NO.	Description	For pipes up to [mm]	Min. saw blade length [mm]
5 1207 9930	Clamp with bow guide	325	500
5 1207 8930	Clamp with bow guide	530	700



EXTENSION LINK CHAINS

Extension link chains for adjusting the clamp to bigger pipe diameters.

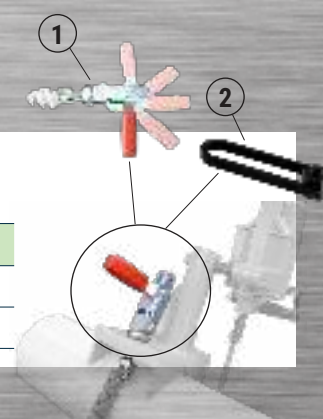
ORDER NO.	Description	Length [mm]
5 1201 9010	Extension link chain	500
5 1201 9030	Extension link chain	1000
5 1201 9020	Extension link chain	2000



QUICK SPANNERS FOR CLAMPS

Spanner and quick spanners for fast and easy assembling of the clamp.

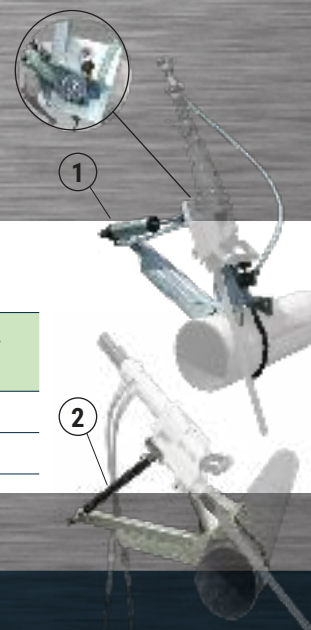
ORDER NO.	Pos.	Description	For pipes up to dia. [mm]
5 1202 9970	1	Quick clamp (1)	325
5 1207 8140	2	Tightener (2)	325



AUTOMATIC POWER FEED CLAMPS FOR PIPES

Automatic power feed clamps with pneumatic cylinder or gas pressure spring (without air supply).

ORDER NO.	Pos.	Description	For pipes up to dia. [mm]
5 1208 9940	1	Clamp with automatic feed with pneumatic cylinder	530
5 1208 9990	2	Clamp with automatic feed with gas pressure spring	530



SYSTEM ACCESSORIES

SYSTEM ACCESSORIES

CLAMPS FOR PROFILES

Clamps for profiles for rectangular cuts.

ORDER NO.	Description	Max. profile width [mm]
5 1202 8970	Clamp for profiles	290
5 1207 9940	Clamp for profiles	340



CLAMPS FOR PIPES

Clamps for pipes, as well usable for profiles.

ORDER NO.	Description	For pipes up to dia. [mm]
5 1207 9910	Clamp for pipes	150
5 1212 9910	Clamp for pipes -reinforced type-	250



CLAMP FOR UNDERGROUND ROOF SUPPORTS

Double pivot clamping device particularly for fixing the saw on clamps for underground roof supports.

ORDER NO.	Description
5 1208 9910	Double pivot clamping device



CLAMP FOR UNDERGROUND ROOF SUPPORTS

Double-screw clamp particularly for fixing the saw on clamps for underground roof supports.

ORDER NO.	Description
5 1214 9000	Double-screw clamp



MAGNETIC CLAMP

Magnetic clamp for mounting the saw on flat ferrous-metal surfaces.

ORDER NO.	Description
5 1213 9500	Magnetic clamp for mounting on flat surfaces



DEVICE FOR MAGNETIC CLAMP

Device for the magnetic clamp for cutting with automatic feed with a gas spring.

ORDER NO.	Description
5 1213 9550	Device with gas pressure spring type 5 1213 9500
5 1212 9910	Clamp for pipes dia. 30 up to dia. 250 mm
5 1207 9910	Clamp for pipes dia. 30 up to dia. 150 mm
5 1202 8970	Clamp for profiles up to 290 mm
5 1207 9940	Clamp for pipes up to 340 mm



CLAMP FOR PIPES

The clamp is used to fix the magnetic clamp type 5 1213 9500 on pipes.

ORDER NO.	Description
2 1330 8500	Clamp for pipes dia. 150 mm up to 500 mm for magnetic clamp
5 1201 9030*	Extension link chain for pipes up to dia. 800 mm
5 1201 9020*	Extension link chain for pipes up to dia. 1100 mm

*2 pieces are needed for one clamp



ADAPTER

Adapter for off-center cutting.

(not usable with automatic clamp 5 1208 9940, 5 1208 9990 and magnetic clamp 5 1213 9500)

ORDER NO.	Description
5 1212 9200	Adapter for off-center cutting



SYSTEM ACCESSORIES

SYSTEM ACCESSORIES

SAW BLADES HSS

All SPITZNAS saw blades cut on backward stroke.
Length of blade = max. cross-section + 130 mm.
Other lengths and tooth pitches on request.

MATERIAL
HSS-STEEL

QUALITY CLASS
STANDARD



ORDER NO.	Teeth per inch	Length [mm]	Width [mm]	Height [mm]	Plastic	GRP-Pipe	Hardboard	Asbestos cement	Concrete reinforced	Brick	Aluminium (solid material)	Cast iron	Ductile iron (cement coated iron)	Cast iron pipe (tar coated)	Steel (solid material)	Reinforcing bar	Non-ferrous metal (non-precious)	Non-ferrous metal (precious)	Stainless steel	Rust-resistant steel	High stress steel (<600 N/mm ²)	
9 2501 0590	4	300	1.5	25	x			x			x											
9 2501 0700	4	530	2.0	28	x			x			x											
9 2501 0050	6	200	1.5	25	x			x			x											
9 2501 0120	6	300	1.5	25	x			x			x											
9 2501 0190	6	400	1.5	25	x			x			x											
9 2501 0230	6	500	2.0	28	x			x			x											
9 2501 0470	6-8	600	2.0	28	x			x			x	x			x		x	x	x	x		
9 2501 0310	6	770	2.0	28	x			x			x											
9 2501 0630	8	200	1.5	25	x		x					x			x			x				
9 2501 0760	8	300	1.5	25	x		x					x			x			x				
9 2501 0660	8	400	1.5	25	x		x					x			x			x				
9 2501 0770	8	500	2.0	25	x						x	x			x		x	x	x	x		
9 2501 0710	8	600	2.0	28	x							x			x			x				
9 2501 0440	12	200	1.5	25	x		x					x			x			x				
9 2501 0130	12	300	1.5	25	x		x					x			x			x				
9 2501 0200	12	400	1.5	25	x		x					x			x			x				
9 2501 0450	12	500	2.0	28	x		x					x			x			x				
9 2501 0670	12	530	2.0	25	x		x					x			x			x				
9 2501 0720	12	770	2.0	28	x		x					x			x			x				
9 2501 0690	12	940	2.0	28	x		x					x			x			x				
9 2501 0020	14	150	1.5	25													x			x	x	
9 2501 0060	14	200	1.5	25													x			x	x	
9 2501 0070	14	250	1.5	25													x			x	x	
9 2501 0140	14	300	1.5	25													x			x	x	
9 2501 0210	14	400	1.5	25													x			x	x	
9 2501 0240	14	500	2.0	28													x			x	x	
9 2501 0460	14	600	2.0	28													x			x	x	
9 2501 0300	14	770	2.0	28							x ¹⁾	x			x		x ¹⁾	x ¹⁾	x	x		
9 2501 0640	16	200	1.5	25													x			x	x	
9 2501 0610	16	300	1.5	25													x			x	x	
9 2501 0620	16	400	1.5	25													x			x	x	

¹⁾thin wall thickness

SAW BLADES HSS-SL

All SPITZNAS saw blades cut on backward stroke.
Length of blade = max. cross-section + 130 mm.
Other lengths and tooth pitches on request.

MATERIAL
HSS-SL-STEEL

QUALITY CLASS
HIGH




ORDER NO.	Teeth per inch	Length [mm]	Width [mm]	Height [mm]	Plastic	GRP-Pipe	Hardboard	Asbestos cement	Concrete reinforced	Brick	Aluminium (solid material)	Cast iron	Ductile iron (cement coated iron)	Cast iron pipe (tar coated)	Steel (solid material)	Reinforcing bar	Non-ferrous metal (non-precious)	Non-ferrous metal (precious)	Stainless steel	Rust-resistant steel	High stress steel (<600 N/mm ²)
9 2501 0740	6	770	2.0	28	x		x					x			x			x	x		x
9 2501 0680	12	530	2.0	28	x		x					x			x			x	x		x
9 2501 0730	12	770	2.0	28	x		x					x			x			x	x		x
9 2501 0320	16	150	1.5	25													x		x	x	x
9 2501 0330	16	200	1.5	25													x		x	x	x
9 2501 0340	16	250	1.5	25													x		x	x	x
9 2501 0350	16	300	1.5	25													x		x	x	x
9 2501 0600	16	350	1.5	25													x		x	x	x
9 2501 0360	16	400	1.5	25													x		x	x	x
9 2501 0370	16	500	2.0	28													x		x	x	x
9 2501 0550	16	600	2.0	28													x		x	x	x
9 2501 0380	16	770	2.0	28													x		x	x	x
9 2501 0750	16	940	2.0	28													x		x	x	x

SAW BLADES HSS-BIMETAL

All SPITZNAS saw blades cut on backward stroke.
Length of blade = max. cross-section + 130 mm.
Other lengths and tooth pitches on request.

MATERIAL
HSS-BIMETAL

QUALITY CLASS
HIGH



ORDER NO.	Teeth per inch	Length [mm]	Width [mm]	Height [mm]	Plastic	GRP-Pipe	Hardboard	Asbestos cement	Concrete reinforced	Brick	Aluminium (solid material)	Cast iron	Ductile iron (cement coated iron)	Cast iron pipe (tar coated)	Steel (solid material)	Reinforcing bar	Non-ferrous metal (non-precious)	Non-ferrous metal (precious)	Stainless steel	Rust-resistant steel	High stress steel (<600 N/mm ²)
9 2501 1010	6	200	2.25	45	x							x									
9 2501 0900	6	300	2.25	45	x							x									
9 2501 0910	6	400	2.25	45	x							x									
9 2501 0920	6	500	2.25	45	x							x									
9 2501 0930	6	600	2.25	45	x							x									
9 2501 0940	6	700	2.25	45	x							x									
9 2501 0950	6	770	2.25	45	x							x									
9 2501 1110	14	200	2.25	45								x			x						
9 2501 1120	14	300	2.25	45								x			x						
9 2501 0960	14	400	2.25	45								x			x						
9 2501 0890	14	500	2.25	45								x			x						
9 2501 0970	14	600	2.25	45								x			x						
9 2501 1130	14	700	2.25	45								x			x						
9 2501 1140	14	770	2.25	45								x			x						

SYSTEM ACCESSORIES

SYSTEM ACCESSORIES

SAW BLADES „FAST-CUT“ HSS

All SPITZNAS saw blades cut on backward stroke.
Length of blade = max. cross-section + 130 mm.
Other lengths and tooth pitches on request.

MATERIAL
HSS-STEEL

QUALITY CLASS
HIGH



ORDER NO.	Teeth per inch	Length [mm]	Width [mm]	Height [mm]	Plastic	GRP-Pipe	Hardboard	Asbestos cement	Concrete reinforced	Brick	Aluminium (solid material)	Cast iron	Ductile iron (cement coated iron)	Cast iron pipe (tar coated)	Steel (solid material)	Reinforcing bar	Non-ferrous metal (non-precious)	Non-ferrous metal (precious)	Stainless steel	Rust-resistant steel	High stress steel (<600 N/mm ²)	
9 2509 0010	8	470	2.0	28	x						x	x			x		x	x	x	x	x	
9 2509 0020	8	570	2.0	28	x						x	x			x		x	x	x	x	x	
9 2509 0030	8	670	2.0	28	x						x	x			x		x	x	x	x	x	
9 2509 0040	8	770	2.0	28	x						x	x			x		x	x	x	x	x	
9 2509 0160	6-8	470	2.0	28	x						x	x			x		x	x	x	x	x	
9 2509 0170	6-8	570	2.0	28	x						x	x			x		x	x	x	x	x	
9 2509 0180	6-8	670	2.0	28	x						x	x			x		x	x	x	x	x	
9 2509 0190	6-8	770	2.0	28	x						x	x			x		x	x	x	x	x	
9 2509 0310	14	470	2.0	28							x ¹⁾	x			x		x ¹⁾	x ¹⁾	x	x		
9 2509 0320	14	570	2.0	28							x ¹⁾	x			x		x ¹⁾	x ¹⁾	x	x		
9 2509 0330	14	670	2.0	28							x ¹⁾	x			x		x ¹⁾	x ¹⁾	x	x		
9 2509 0340	14	770	2.0	28							x ¹⁾	x			x		x ¹⁾	x ¹⁾	x	x		

¹⁾thin wall thickness

SAW BLADES „FAST-CUT“ HSS-SL

All SPITZNAS saw blades cut on backward stroke.
Length of blade = max. cross-section + 130 mm.
Other lengths and tooth pitches on request.

MATERIAL
HSS-SL-STEEL

QUALITY CLASS
HIGH



ORDER NO.	Teeth per inch	Length [mm]	Width [mm]	Height [mm]	Plastic	GRP-Pipe	Hardboard	Asbestos cement	Concrete reinforced	Brick	Aluminium (solid material)	Cast iron	Ductile iron (cement coated iron)	Cast iron pipe (tar coated)	Steel (solid material)	Reinforcing bar	Non-ferrous metal (non-precious)	Non-ferrous metal (precious)	Stainless steel	Rust-resistant steel	High stress steel (<600 N/mm ²)	
9 2509 0510	8	470	2.0	28	x						x	x			x		x	x	x	x	x	
9 2509 0520	8	570	2.0	28	x						x	x			x		x	x	x	x	x	
9 2509 0530	8	670	2.0	28	x						x	x			x		x	x	x	x	x	
9 2509 0540	8	770	2.0	28	x						x	x			x		x	x	x	x	x	
9 2509 0660	6-8	470	2.0	28	x						x	x			x		x	x	x	x	x	
9 2509 0670	6-8	570	2.0	28	x						x	x			x		x	x	x	x	x	
9 2509 0680	6-10	670	2.0	28	x						x	x			x		x	x	x	x	x	
9 2509 0690	6-8	770	2.0	28	x						x	x			x		x	x	x	x	x	
9 2509 0810	14	470	2.0	28							x ¹⁾	x			x		x ¹⁾	x ¹⁾	x	x		
9 2509 0820	14	570	2.0	28							x ¹⁾	x			x		x ¹⁾	x ¹⁾	x	x		
9 2509 0830	14	670	2.0	28							x ¹⁾	x			x		x ¹⁾	x ¹⁾	x	x		
9 2509 0840	14	770	2.0	28							x ¹⁾	x			x		x ¹⁾	x ¹⁾	x	x		

¹⁾thin wall thickness

SAW BLADES HSS-BIMETAL-VP7

All SPITZNAS saw blades cut on backward stroke.
Length of blade = max. cross-section + 130 mm.
Other lengths and tooth pitches on request.

MATERIAL
HSS-BIMETAL-VP7

QUALITY CLASS
HIGHEST




ORDER NO.	Teeth per inch	Length [mm]	Width [mm]	Height [mm]	Plastic	GRP-Pipe	Hardboard	Asbestos cement	Concrete reinforced	Brick	Aluminium (solid material)	Cast iron	Ductile iron (cement coated iron)	Cast iron pipe (tar coated)	Steel (solid material)	Reinforcing bar	Non-ferrous metal (non-precious)	Non-ferrous metal (precious)	Stainless steel	Rust-resistant steel	High stress steel (<600 N/mm ²)	
9 2504 0710	3-4	500	2.0	28	x		x				x				x	x	x	x	x	x	x	x
9 2504 0720	3-4	600	2.0	28	x		x				x				x	x	x	x	x	x	x	x
9 2504 0730	3-4	770	2.0	28	x		x				x				x	x	x	x	x	x	x	x
9 2504 0560	4-7	500	2.0	28	x		x				x				x	x	x	x	x	x	x	x
9 2504 0570	4-7	600	2.0	28	x		x				x				x	x	x	x	x	x	x	x
9 2504 0580	4-7	770	2.0	28	x		x				x				x	x	x	x	x	x	x	x

SAW BLADES CARBIDE-TIPPED

All SPITZNAS saw blades cut on backward stroke.
Length of blade = max. cross-section + 130 mm.
Other lengths and tooth pitches on request.

MATERIAL
CARBIDE-TIPPED

QUALITY CLASS
HIGHEST



ORDER NO.	Teeth per inch	Length [mm]	Width [mm]	Height [mm]	Plastic	GRP-Pipe	Hardboard	Asbestos cement	Concrete reinforced	Brick	Aluminium (solid material)	Cast iron	Ductile iron (cement coated iron)	Cast iron pipe (tar coated)	Steel (solid material)	Reinforcing bar	Non-ferrous metal (non-precious)	Non-ferrous metal (precious)	Stainless steel	Rust-resistant steel	High stress steel (<600 N/mm ²)	
9 2504 0460	3	630	1.6	54	x						x				x	x	x		x	x	x	x
9 2504 0480	3	500	1.6	54	x						x				x	x	x		x	x	x	x
9 2504 0470	3	770	1.6	54	x						x				x	x	x		x	x	x	x

SYSTEM ACCESSORIES

SYSTEM ACCESSORIES

SAW BLADES HSS-CARBIDE-COATED

All SPITZNAS saw blades cut on backward stroke.
Length of blade = max. cross-section + 130 mm.
Other lengths and tooth pitches on request.

MATERIAL
HSS-CARBIDE-COATED

QUALITY CLASS
STANDARD



ORDER NO.	Teeth per inch	Length [mm]	Width [mm]	Height [mm]	Plastic	GRP-Pipe	Hardboard	Asbestos cement	Concrete reinforced	Brick	Aluminium (solid material)	Cast iron	Ductile iron (cement coated iron)	Cast iron pipe (tar coated)	Steel (solid material)	Reinforcing bar	Non-ferrous metal (non-precious)	Non-ferrous metal (precious)	Stainless steel	Rust-resistant steel	High stress steel (<600 N/mm ²)	
9 2504 0350	-	300	2.8	25								X	X	X								
9 2504 0430	-	400	2.0	25								X	X	X								
9 2504 0420	-	500	2.5	32								X	X	X								
9 2504 0440	-	600	2.5	32								X	X	X								
9 2504 0450	-	700	2.5	32								X	X	X								

SAW BLADES HSS-SL-CARBIDE-COATED

All SPITZNAS saw blades cut on backward stroke.
Length of blade = max. cross-section + 130 mm.
Other lengths and tooth pitches on request.

MATERIAL
HSS-SL-CARBIDE-COATED

QUALITY CLASS
HIGH



ORDER NO.	Teeth per inch	Length [mm]	Width [mm]	Height [mm]	Plastic	GRP-Pipe	Hardboard	Asbestos cement	Concrete reinforced	Brick	Aluminium (solid material)	Cast iron	Ductile iron (cement coated iron)	Cast iron pipe (tar coated)	Steel (solid material)	Reinforcing bar	Non-ferrous metal (non-precious)	Non-ferrous metal (precious)	Stainless steel	Rust-resistant steel	High stress steel (<600 N/mm ²)	
9 2504 0500	-	300	2.0	28								X	X	X								
9 2504 0510	-	400	2.0	28								X	X	X								
9 2504 0520	-	500	2.0	28								X	X	X								
9 2504 0530	-	600	2.0	28								X	X	X								
9 2504 0540	-	700	2.0	28								X	X	X								
9 2504 0550	-	770	2.0	28								X	X	X								

SAW BLADES CARBIDE-TIPPED

All SPITZNAS saw blades cut on backward stroke.
Length of blade = max. cross-section + 130 mm.
Other lengths and tooth pitches on request.

MATERIAL
CARBIDE-TIPPED

QUALITY CLASS
HIGHEST




ORDER NO.	Teeth per inch	Length [mm]	Width [mm]	Height [mm]	Plastic	GRP-Pipe	Hardboard	Asbestos cement	Concrete reinforced	Brick	Aluminium (solid material)	Cast iron	Ductile iron (cement coated iron)	Cast iron pipe (tar coated)	Steel (solid material)	Reinforcing bar	Non-ferrous metal (non-precious)	Non-ferrous metal (precious)	Stainless steel	Rust-resistant steel	High stress steel (<600 N/mm ²)	
9 2504 0610	4	300	1.8	50		x		x	x	x		x	x	x								
9 2504 0620	4	400	1.8	50		x		x	x	x		x	x	x								
9 2504 0630	4	500	1.8	50		x		x	x	x		x	x	x								
9 2504 0640	4	600	1.8	50		x		x	x	x		x	x	x								
9 2504 0650	4	770	1.8	50		x		x	x	x		x	x	x								

SYSTEM ACCESSORIES

SYSTEM ACCESSORIES


SERVICE UNITS

ORDER NO.	Pos.	Description
9 2406 0260	1	Portable service unit with pressure regulator 3/4"
9 2406 0650	2	Portable service unit with protection housing and pressure regulator 3/4"



HOSES AND FITTINGS

ORDER NO.	Pos.	Description
9 3610 0410	1	Pneumatic pressure hose ID 13 mm, 2.5 m length, screw-on claw coupling
9 3610 0420	1	Pneumatic pressure hose ID 16 mm, 2.5 m length, screw-on claw coupling
9 3610 0430	1	Pneumatic pressure hose ID 19 mm, 2.5 m length, screw-on claw coupling
9 2102 0020	2	Claw coupling, metal sealing, 3/4" ID
2 1317 9010	3	Hydraulic pressure hose set for type 5 1220 and 5 1230



MISCELLANEOUS ACCESSORIES

ORDER NO.	Pos.	Description	For type
2 2406 9900	1	Safety block (inlet pressure up to 350 bar, max. 50 l/min)	5 1220, 5 1223
9 9910 0080	2	Carrying case	5 1212
5 1212 9000	2	Carrying case	5 1215, 5 1220, 5 1230
9 9902 0120	3	Multi oil for cleaning and protection	



More accessories on request.

SAW RANGE

BAND SAWS



SABRE SAWS



CHAIN SAWS



RECIPROCATING SAWS



CIRCULAR SAWS



PIPE CUTTING MACHINES



1123E



Maschinenfabrik GmbH | Fellerstrasse 4 | 42555 Velbert | Germany
 Tel: +49 2052 605-0 | Fax: +49 2052 605-29
 E-Mail: sales@spitznas.de | www.spitznas.com