




CORE DRILL UNITS

TOOLS FOR THE SPECIALIST



PNEUMATIC



HYDRAULIC



ATEX



SYSTEM CONCEPT



Drill bit



Drill bit adapter and
water connection



Handle
with switch lock



ATEX-Safety class
approved

Additional handle



Gear box with three gear speeds




Drill rig (inclinable)



PNEUMATIC


The core drill unit for drillings up to diameter 160 mm in concrete, stone and masonry.



PNEUMATIC 

OPERATING PRESSURE 6 Bar

ATEX 

ORDER NO.	 ATEX Specification	Power	Air consumption	Drill bit dia. max.	Gear stages	Speed (free)	Torque	Noise level LpA	Vibration level	Weight
		kW	m ³ /min	mm		rpm				
2 1333 0010	II2GExhIIBT6Gb	1.6	2.2	160	3	400/900/1,600	49/31/16	83	<2.5	8.2
2 1335 0010	II2GExhIIBT6Gb	2.8	3.5	160	3	300/700/1,350	90/56/29	83	<2.5	9.2
2 1336 0010	IM2ExhIMbT6	2.8	3.5	160	3	300/700/1,350	90/56/29	85	<2.5	17.7


Subject to technical change.

Performance data at an operating pressure of 6 bar.

PNEUMATIC

The core drill unit for drilling up to diameter 160 mm in concrete, stone and masonry, as well as for underwater operation.




PNEUMATIC 

OPERATING PRESSURE 6 Bar

ATEX 

UNDERWATER OPERATION 

ORDER NO.	 ATEX Specification	Power	Air consumption	Drill bit dia. max.	Gear stages	Speed (free)	Torque	Noise level LpA	Vibration level	Weight
		kW	m ³ /min	mm		rpm				
2 1353 0010	II2GExhIIBT6Gb	1.6	2.2	160	3	400/900/1,600	49/31/16	83	<2.5	8.2
2 1355 0010	II2GExhIIBT6Gb	2.8	3.5	160	3	300/700/1,350	90/56/29	83	<2.5	9.2

Subject to technical change.

Performance data at an operating pressure of 6 bar.

PNEUMATIC


The core drill unit for drilling with drill rig up to dia. 300 mm in concrete, stone and masonry.

The stand is not included in the delivery of the machine and has to be ordered separately.

Stand **ORDER NO. 9 4101 0090**




ORDER NO. 9 4101 0090

PNEUMATIC 

OPERATING PRESSURE 6 Bar

ATEX 

ORDER NO.	 ATEX Specification	Power	Air consumption	Drill bit dia. max.	Gear stages	Speed (free)	Torque	Noise level LpA	Vibration level	Weight
		kW	m ³ /min	mm		rpm				
2 1328 0050	II2GExhIIBT6Gb	2.8	3.5	300	3	300/700/1,350	90/56/29	85	<2.5	12.7

Subject to technical change.

Performance data at an operating pressure of 6 bar.

TECHNICAL DATA

SYSTEM CONCEPT



Drill bit




Gear box with three gear speeds



Valve control for drilling
with drill rig

ATEX-Safety class
approved



Drill bit adapter and
water connection

Handle
with switch lock

Drill rig (inclinable)



HYDRAULIC

The core drill unit for drilling up to diameter 160 mm in concrete, stone and masonry, as well as for underwater operation.



ORDER NO.	ATEX Specification	Power kW	Volume flow l/min	Drill bit dia. max. mm	Gear stages	Speed (free) rpm	Torque Nm	Noise level LpA dB(A)	Vibration level m/s ²	Weight kg	HYDRAULIC	OPERATING PRESSURE	ATEX	UNDERWATER OPERATION
												140 Bar		
2 1317 0030	II2GExhIIBT5Gb	2.8	22-45	160	3	380/900/1,800	60/38/17	80	<2.5	8.5				


Subject to technical change.

Performance data at an operating pressure of 140 bar.

HYDRAULIC

The core drill unit for drilling on drill rig up to diameter 300 mm in concrete, stone and masonry.

The stand is not included in the delivery of the machine and has to be ordered separately.
Stand **ORDER NO. 9 4101 0090**



ORDER NO. 9 4101 0090

ORDER NO.	ATEX Specification	Power kW	Volume flow l/min	Drill bit dia. max. mm	Gear stages	Speed (free) rpm	Torque Nm	Noise level LpA dB(A)	Vibration level m/s ²	Weight kg	HYDRAULIC	OPERATING PRESSURE	ATEX	UNDERWATER OPERATION
												140 Bar		
2 1327 0010	II2GExhIIBT5Gb	3.1	22-45	300	3	380/900/1,800	72/45/25	80	<2.5	9.0				

Subject to technical change.

Performance data at an operating pressure of 140 bar.

TECHNICAL DATA

SYSTEM ACCESSORIES

DRILL RIGS

The core drill unit will be fixed with a center diameter of 60 mm.

ORDER NO.	Description
2 1317 9500	Drill rig for angular holes under 45°-90° up to dia. 160 mm, for type 2 1333, 2 1335, 2 1353, 2 1355, 2 1317
9 4101 0090	Drill rig for angular holes under 45°-90° up to dia. Ø 300 mm, for type 2 1327, 2 1328



CLAMP FOR PIPES

The clamp is used to fix the drill rig type 9 4101 0080 on pipes.

ORDER NO.	Description	For pipe dia. [mm]
2 1313 8500	Clamp for pipes, to use with drill rig type 9 4101 0080	150 up to 600



DRILL CHUCKS

Drill chucks for drill bits with cylindrical shank end.

ORDER NO.	Pos.	Description
9 2902 0280	1	Adapter from 1 1/4" UNC female to M18x1.5 male
9 2902 0290	1	Adapter from 1 1/4" UNC female to Weldonschaft 1 1/4" female
9 2902 0350	1	Adapter from 1 1/4" UNC female to Weldon 3/4" female
9 2902 0240	1	Adapter from R 1/2" for drill chuck type 9 2911 0040 and type 9 2911 0050
9 2911 0040	2	Drill chuck for drill bit dia. 1.5 up to 13 mm
9 2911 0050	2	Druill chuck for drill bit dia. 3 up to 16 mm



EXTENSIONS FOR DRILL BITS

The extensions will be fixed between the core drill and the drill bit to get more drilling depth.

ORDER NO.	Description	Connection (machine side)	Connection (drill bit)	Length [mm]
2 1315 7020	Extension	1 1/4" UNC female	R1/2" female	300
2 1319 7020	Extension	1 1/4" UNC female	1 1/4" UNC male	100
2 1318 7020	Extension	1 1/4" UNC female	1 1/4" UNC male	200
2 1314 7020	Extension	1 1/4" UNC female	1 1/4" UNC male	300
2 1316 7020	Extension	1 1/4" UNC female	1 1/4" UNC male	400
2 1322 7020	Extension	1 1/4" UNC female	1 1/4" UNC male	500



DRILL BITS

The wet-drill bits can be used for reinforced concrete as well as for masonry.
More diameter and types on request.

ORDER NO.	Drill bit dia. [mm]	Optimum drilling speed [rpm]	Peripheral speed [m/s]	Connection [inch]	Usable length [mm]
9 2527 0010	16	4,500	3.53	R1/2" male	320
9 2527 0020	20	3,200	3.35	R1/2" male	400
9 2527 0030	25	2,500	3.27	R1/2" male	400
9 2527 0040	30	2,200	3.45	R1/2" male	400
9 2527 0050	35	1,900	3.48	R1/2" male	400
9 2527 0060	40	1,700	3.55	R1/2" male	400
9 2527 0070	45	1,500	3.53	R1/2" male	400
9 2527 0080	50	1,300	3.40	R1/2" male	400
9 2527 0090	55	1,200	3.45	R1/2" male	400
9 2527 0100	60	1,100	3.45	R1/2" male	400
9 2527 0110	68	1,000	3.40	R1/2" male	400
9 2527 0120	72	900	3.30	R1/2" male	400
9 2526 0140	82	800	3.35	1 1/4"UNC female	450
9 2526 0160	92	680	3.20	1 1/4"UNC female	450
9 2526 0180	102	620	3.25	1 1/4"UNC female	450
9 2526 0200	112	570	3.28	1 1/4"UNC female	450
9 2526 0220	122	520	3.26	1 1/4"UNC female	450
9 2526 0240	132	470	3.20	1 1/4"UNC female	450
9 2526 0260	142	420	3.07	1 1/4"UNC female	450
9 2526 0280	152	390	3.06	1 1/4"UNC female	400
9 2526 0300	162	360	3.01	1 1/4"UNC female	450
9 2526 0320	172	340	3.02	1 1/4"UNC female	450
9 2526 0340	182	320	3.01	1 1/4"UNC female	450
9 2526 0360	192	300	2.98	1 1/4"UNC female	450
9 2526 0380	200	280	2.93	1 1/4"UNC female	450
9 2526 0390	212	270	2.97	1 1/4"UNC female	450
9 2526 0400	225	250	2.88	1 1/4"UNC female	450
9 2526 0410	232	220	2.65	1 1/4"UNC female	450
9 2526 0430	250	180	2.36	1 1/4"UNC female	450
9 2526 0480	300	130	2.04	1 1/4"UNC female	450




SYSTEM- ACCESSORIES

SYSTEM ACCESSORIES

SERVICE UNITS

ORDER NO.	Pos.	Description
9 2406 0260	1	Service unit, portable, pressure regulator 3/4"
9 2406 0650	2	Service unit, portable, protection housing, pressure regulator 3/4"



HOSES AND MORE

ORDER NO.	Pos.	Description
9 3610 0430	1	Pneumatic pressure hose ID 19 mm, 2.5 m length, screw-on claw coupling
9 2102 0020	2	Claw coupling, metal sealing, 3/4" ID
2 1317 9010	3	Hydraulic hose set for type 2 1317 0030
2 1317 9020	3	Hydraulic hose set for type 2 1327 0010



MISC. ACCESSORIES

ORDER NO.	Pos.	Description
5 8002 9100	1	Water tank 10l
2 1315 9500	2	Tool set
9 9910 0080	3	Carrying case for type 2 1333, 2 1335, 2 1336, 2 1353, 2 1355
5 1212 9000	3	Carrying case for type 2 1317, 2 1327, 2 1328
9 9902 0120	4	Multi oil for cleaning and protection



DRILL RANGE

DRILLS/ IMPACT DRILLS



CORNER DRILLS



HAMMER DRILLS



CORE DRILL UNITS



MAGNETIC CORE DRILLS



DRIVE UNITS



1123E



Maschinenfabrik GmbH | Fellerstrasse 4 | 42555 Velbert | Germany
 Tel: +49 2052 605-0 | Fax: +49 2052 605-29
 E-Mail: sales@spitznas.de | www.spitznas.com