

# CIRCULAR SAWS

TOOLS FOR THE SPECIALIST

PNEUMATIC



HYDRAULIC



ATEX





# SYSTEM CONCEPT



Safety button valve  
with preventive switch lock



Protection cover  
with chip container



Bevelcut up to 45°  
(Type 5 115 and 5 1116)




ATEX-Safety class  
(Type 5 1115 0010)



45°



Dry cutting saw blade



Additional handle



Adjustable cutting depth



## PNEUMATIC

The pneumatic circular saws for universal use, as well in explosive atmosphere areas.



Type 5 1116



Type 5 1115



Type 5 1117

PNEUMATIC



OPER. PRESSURE  
6 Bar

ATEX



ORDER NO.	ATEX Specification	Saw blade dia. max. mm	Power kW	Air consumption m <sup>3</sup> /min	Cutting depth max.		Center dia. for saw blade mm	Noise level LpA dB(A)	Vibration level m/s <sup>2</sup>	Weight kg
					90° mm	45° mm				
5 1116 0010	II2GExhIIBT5Gb	180	1.30	1.50	65	40	30/20/19/16	95.0	<2.5	6.5
5 1116 0070 <sup>1)</sup>	II2GExhIIBT5Gb	180	1.30	1.50	65	40	30/20/19/16	95.0	<2.5	6.5
5 1115 0010	II2GExhIIBT5Gb	230	1.50	2.00	84	56	30/25.4/20	103.0	<2.5	8.4
5 1115 0070 <sup>1)</sup>	II2GExhIIBT5Gb	230	1.50	2.00	84	56	30/25.4/20	103.0	<2.5	8.4
5 1117 0010	II3GExhIIBT5Gc	320	1.80	2.00	120	-	25.4	95.0	<2.5	11.0
5 1117 0070 <sup>1)</sup>	II3GExhIIBT5Gc	320	1.80	2.00	120	-	25.4	95.0	<2.5	11.0

Subject to technical change.

<sup>1)</sup> with exhaust connection

Performance data at an operating pressure of 6 bar.

## GUIDE RAIL

The guide rail with spring supported tensioning system, with a clamping range of 600 mm up to 1,200 mm.



ORDER NO.	Description	For Type
5 1115 9200	Guide rail, adjustable (600-1,200 mm) with tensioning system	5 1115

## HYDRAULIC

The hydraulic circular saws for universal use, as well for underwater use.



Type 5 1128



Type 5 1127

HYDRAULIC



OPERATING PRESSURE  
140/180\*  
Bar

ATEX



UNDERWATER OPERATION



BEST.-NR.	ATEX Specification	Saw blade dia. max. mm	Power kW	Volume flow l/min	Cutting depth max.		Center dia. for saw blade mm	Noise level LpA dB(A)	Vibration level m/s <sup>2</sup>	Weight kg
					90° mm	45° mm				
5 1128 0010	II2GExhIIBT5Gb	180	2.30	20	60.0	35.0	16/19/20/30	85.0	<2.5	10.2
5 1127 0010*	II3GExhIIBT5Gc	320	2.30	20-23	120.0	-	25.4	85.0	<2.5	12.2

Subject to technical change.

Performance data at an operation pressure of 140 bar.

# TECHNICAL DATA

Technisch Bureau Duspra, Amersfoortseweg 24-14, 3951 LB Maarn (NL)

T: +31(0)180 410100 E: sales@duspra.nl W: www.duspra.nl



# SYSTEM ACCESSORIES

## SAW BLADES - HARD METAL

All SPITZNAS-Hard Metal-Saw Blades are usable for dry cutting.

Features: - shock resistant - optimized cutting performance due to optimized cutting depth - quick and efficient


ORDER NO.	Dia. mm	Center dia. mm	Number of teeth	Cutting width mm	Material thickness			Material					
					< 5 mm	5-10 mm	>10 mm	Plastics	Plexiglass	Aluminium	Steel	Stainless steel	Copper
9 2503 0120	180	30.0	36	1.85	X	X	X	X	X	X	X	X	X
9 2503 0230	180	20.0	48	2.00	X	X	X	X	X	X	X	X	X
9 2503 0240	180	20.0	48	1.60	X	X		X	X	X	X	X	X
9 2503 0110	230	25.4	48	2.00		X	X				X	X	X
9 2503 0160	230	25.4	60	2.00		X	X	X	X	X	X	X	X
9 2503 0170	230	25.4	68	2.00		X		X	X	X	X	X	X
9 2503 0180	230	25.4	84	2.00	X	X		X	X	X	X	X	X
9 2503 0190 <sup>1)</sup>	230	25.4	48	2.00		X	X				X	X	X
9 2503 0140	320	25.4	84	2.20	X	X	X	X	X	X	X	X	X
9 2503 0150 <sup>1)</sup>	320	25.4	84	2.20	X	X	X	X	X	X	X	X	X

<sup>1)</sup> coated (for longer lifetime)

## MISC. ACCESSORIES


ORDER NO.	Pos.	Description	For type
5 1116 9300	1	Water connection assembly	5 1116
9 2406 0260	2	Service unit, portable, pressure regulator 3/4"	5 1115 - 5 1117
9 2406 0650	3	Service unit, portable, protection housing, pressure regulator 3/4"	5 1115 - 5 1117
9 9902 0120	4	Multi oil for cleaning and protection	5 1115 - 5 1127

More accessories on request.



## SAW RANGE

### BAND SAWS



### SABRE SAWS



### CHAIN SAWS



### RECIPROCATING SAWS



### CIRCULAR SAWS



### PIPE CUTTING MACHINES



0221E