



AXIAL FANS/ AIR MOVERS

TOOLS FOR THE SPECIALIST

PNEUMATIC



ELECTRIC



ATEX



SYSTEM CONCEPT




Handle



For suction and blowing



Air supply with shut-off device



MOBILE
TYPE

ATEX-Safety class
approved



STATIONARY
TYPE

Pneumatic or electric type



Protective grill





Fan wheel (grill on request)



PNEUMATIC

Our mobile pneumatic axial fans with **300 mm nominal diameter** for various ventilation works.
Electrical grounding required.



ORDER NO.	⚠ ATEX Specification	Nominal diameter	PNEUMATIC 		OPER. PRESSURE	ATEX		Noise level LpA	Weight
			Length	Max. operating pressure	5 Bar				
		mm	mm	bar	m³/min	m³/s	dB(A)	kg	
8 1601 0300		300	350	5	0.58	0.78	87.0	13.0	
8 1602 0300		300	350	5	1.16	1.00	85.0	13.0	
8 1603 0300*		300	370	5	0.58	0.78	85.0	14.0	
8 1611 0300	II2GExhIIBT6Gb	300	350	5	0.45	0.57	85.7	13.0	
8 1613 0300*	II2GExhIIBT6Gb	300	380	5	0.45	0.57	85.7	14.5	

Subject to technical change.



* with separate exhaust connection

Performance data at an operating pressure of 5 bar.

ELECTRIC

Our mobile electric axial fans with **300 mm nominal diameter** and protection class IP55 for various ventilation works.
Electrical grounding required.



ORDER NO.	⚠ ATEX Specification	Nominal diameter	Length	ELECTRIC 		OPER. VOLTAGE		ATEX		Noise level LpA	Weight
				Motor output	Nominal voltage	230V/400V					
		mm	mm	kW	V	A	Hz	Hz	m³/s	dB(A)	kg
8 1020 0140	II2GExhIIBT3Gb	300	390	0.35	230/400	1.6 / 0.92		50	1.0	85.7	20.0



Subject to technical change.

Performance data at a nominal voltage of 230/400 Volt.

PNEUMATIC

Our stationary pneumatic axial fans with **300 mm nominal diameter** for various ventilation works.
Electrical grounding required.



ORDER NO.	⚠ ATEX Specification	Nominal diameter	PNEUMATIC 		OPER. PRESSURE	ATEX		Noise level LpA	Weight
			Length	Max. operating pressure	4 Bar				
		mm	mm	bar	m³/min	m³/s	dB(A)	kg	
8 1501 0300		300	407	4	1.28	1.53	101.0	22.0	
8 1531 0300	II2GExhIIBT6Gb	300	407	4	1.28	1.53	101.0	22.0	

Subject to technical change.

Performance data at an operating pressure of 4 bar.



TECHNICAL DATA

SYSTEM CONCEPT

PNEUMATIC

Our stationary pneumatic axial fans with **400 mm nominal diameter** and increased air flow.
Electrical grounding required.



ORDER NO.	ATEX Specification	Nominal diameter	PNEUMATIC 		OPER. PRESSURE	ATEX 		Weight
			Length	Max. operating pressure	4 Bar	Volume flow (unrestricted)	Noise level LpA	
		mm	mm	bar	m ³ /min	m ³ /s	dB(A)	kg
8 1502 0300		400	417	4	2.11	2.7	92.0	32.0
8 1532 0300	II2GExhIIBT6Gb	400	417	4	2.11	2.7	92.0	32.0



Subject to technical change.

Performance data at an operating pressure of 4 bar.

PNEUMATIC

Our stationary pneumatic axial fans with **500 mm nominal diameter** with increased conveying volume and a volume flow of more than 4 m³/s.
Electrical grounding required.



ORDER NO.	ATEX Specification	Nominal diameter	PNEUMATIC 		OPER. PRESSURE	ATEX 		Weight
			Length	Max. operating pressure	4 Bar	Volume flow (unrestricted)	Noise level LpA	
		mm	mm	bar	m ³ /min	m ³ /s	dB(A)	kg
8 1503 0300		500	515	4	2.73	4.33	90.0	46.0
8 1533 0300	II2GExhIIBT6Gb	500	515	4	2.73	4.33	90.0	46.0



Subject to technical change.

Performance data at an operating pressure of 4 bar.

PNEUMATIC

Our stationary pneumatic axial fans with **600 mm nominal diameter** with a volume flow of more than 5 m³/s.
Electrical grounding required.



ORDER NO.	ATEX Specification	Nominal diameter	PNEUMATIC 		OPER. PRESSURE	ATEX 		Weight
			Length	Max. operating pressure	4 Bar	Volume flow (unrestricted)	Noise level LpA	
		mm	mm	bar	m ³ /min	m ³ /s	dB(A)	kg
8 1504 0300		600	520	4	3.84	5.83	86.0	58.0
8 1534 0300	II2GExhIIBT6Gb	600	520	4	3.84	5.83	86.0	58.0

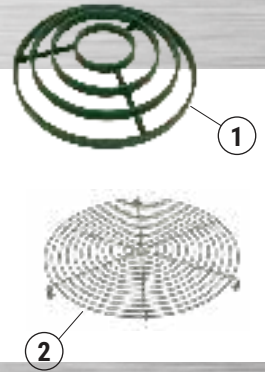
Subject to technical change.

Performance data at an operating pressure of 4 bar.

PROTECTIVE GRILL

Safety protective grills are additionally required during operation without pipes or tubes.
(*including assembling screws).

For type	Pos.	For nominal diameter / ORDER NO.			
		300 mm	400 mm	500 mm	600 mm
8 1501 - 8 1534	1	8 1501 7010	8 1502 7010	8 1503 7010	8 1504 7010
8 1501 - 8 1534	2	8 1501 9010*	8 1502 9010*	8 1503 9010*	8 1504 9010*
8 1020, 8 1601 - 03, 8 1611 - 13	2	8 1501 9010*			



FLANGE

Flanges according to DIN 21 603 are needed when the fans has to be mounted to flanged suction pipes or to the discharge pipes.

Description	For nominal diameter / ORDER NO.			
	300 mm	400 mm	500 mm	600 mm
Flange according to DIN 21 603	9 3001 0010	9 3001 0020	9 3001 0030	9 3001 0040



CONNECTING PIECE, ANTISTATIC

Connecting piece is mounted between the fan and the air duct.
It can be installed at the suction side and at the discharge side.

Description	For nominal diameter / ORDER NO.			
	300 mm	400 mm	500 mm	600 mm
Connecting piece	9 3709 0260	9 3709 0270	9 3709 0280	9 3709 0290



QUICK COLLAR, ANTISTATIC

Quick collar joins the connection piece and the duct.

Description	For nominal diameter / ORDER NO.			
	300 mm	400 mm	500 mm	600 mm
Quick collar	9 3709 0300	9 3709 0310	9 3709 0320	9 3709 0330



AIR DUCT, ANTISTATIC, 5 M

Air duct is flexible and adapts itself perfectly to any shape up to 5 m.
It can be extended variably by using the quick collar.

Description	For nominal diameter / ORDER NO.			
	300 mm	400 mm	500 mm	600 mm
Air duct	9 3709 0220	9 3709 0230	9 3709 0240	9 3709 0250



ADAPTER

Adapter reduces the fan diameter to various location situations.

Description	Adapter for nominal diameter 300 mm to / ORDER No.			
	dia. 80 mm	dia. 100 mm	dia. 150 mm	dia. 200 mm
Adapter	9 3703 0280	9 3703 0290	9 3703 0300	9 3703 0050



SYSTEM ACCESSORIES

SYSTEM CONCEPT



Handle for mobile use



For ventilation and exhaust



Handle with on/off valve



ATEX-Safety class approved

Air flow direction

Suction side with venturi nozzle


Electrical grounding

Exhaust side



PNEUMATIC

Our robust pneumatic air movers made of **aluminium** are based on the venturi principle and are maintenance-free and free from wear and tear and can be used in **ATEX-Safety class categorie II**. The practical handle ensures mobile work at universal applications.
Electrical grounding required.



ORDER NO.	ATEX Specification	Nominal diameter (outer)	Length	PNEUMATIC			Air consumption	Connection	Noise level LpA	Vibration level	Weight
				OPER. PRESSURE 2-6 Bar							
ATEX											
EX											
		mm	mm	6 bar	5 bar	4 bar	m ³ /min		dB(A)	m/s ²	kg
8 1614 0010	II2GExhIIBT6Gb	100	410	20.5	17.7	14.9	1.6 - 2.3	G 3/8" female	100.8	<2.5	3.3
8 1616 0010	II2GExhIIBT6Gb	125	425	26.2	23.3	19.6	1.7 - 2.4	G 3/8" female	101.1	<2.5	3.9
8 1618 0010	II2GExhIIBT6Gb	150	435	49.8	42.7	36.3	2.8 - 4.4	G 1/2" female	103.8	<2.5	5.2
8 1620 0010	II2GExhIIBT6Gb	180	450	67.5	62.0	53.6	2.9 - 4.5	G 1/2" female	104.4	<2.5	5.3
8 1622 0010	II2GExhIIBT6Gb	200	450	78.3	65.3	54.3	6.3 - 9.7	G 3/4" female	115.8	<2.5	6.8
8 1624 0010	II2GExhIIBT6Gb	250	450	88.7	78.9	67.2	6.4 - 9.5	G 3/4" female	116.3	<2.5	8.0

Subject to technical change. Performance data at an operating pressure of 4-6 bar.

PNEUMATIC

Our robust pneumatic air movers made of **stainless steel** are based on the venturi principle are maintenance-free and free from wear and tear and can be used in **ATEX-Safety class categorie I**. The practical handle ensures mobile work at universal applications.
Electrical grounding required.



ORDER NO.	ATEX Specification	Nominal diameter (outer)	Length	PNEUMATIC			Air consumption	Connection	Noise level LpA	Vibration level	Weight
				OPER. PRESSURE 2-6 Bar							
ATEX											
EX											
		mm	mm	6 bar	5 bar	4 bar	m ³ /min		dB(A)	m/s ²	kg
8 1634 0010	IM2ExhIMbT6	101.6	410	21.6	18.2	15.3	1.6 - 2.3	G 1/2" female	100.8	<2.5	4.8
8 1636 0010	IM2ExhIMbT6	129.0	425	27.4	21.7	18.6	1.7 - 2.4	G 1/2" female	101.1	<2.5	5.6
8 1638 0010	IM2ExhIMbT6	154.0	435	52.5	47.0	38.3	2.8 - 4.4	G 1/2" female	103.8	<2.5	7.5
8 1640 0010	IM2ExhIMbT6	168.3	450	59.0	54.2	46.8	2.9 - 4.5	G 1/2" female	104.4	<2.5	7.7
8 1642 0010	IM2ExhIMbT6	204.0	450	81.5	68.0	56.5	6.3 - 9.7	G 3/4" female	115.8	<2.5	9.9
8 1644 0010	IM2ExhIMbT6	219.1	450	83.5	72.0	60.8	6.4 - 9.5	G 3/4" female	116.3	<2.5	11.5

Subject to technical change. Performance data at an operating pressure of 4-6 bar.

SYSTEM ACCESSORIES

SYSTEM ACCESSORIES

EARTHING CABLE

Imperatively required for all axial fans and air movers.
The total length with gripper is 1.5 m.



ORDER NO.	Description
9 3707 0020	Earthing cable complete

SAMPLE OF APPLICATION



0523E